




The Making of Our Cover: Competition Nails

For years, *Nailpro* covers have featured beautiful interpretations of nail art, precise polishing jobs and even salon-friendly pink-and-whites. But never in the history of covers have we featured competition-style nails. To celebrate the success of our 2009 *Nailpro* Cup winner, Lynn Lammers, we asked her to create a set of her winning nails for the January issue. While some nail technicians might look at these nails and think "This isn't relevant to my salon work," think again. The skill, focus and dedication required for competitions will bring more to your salon than a trophy.

One of the challenges of creating these nails is that two separate techniques are used: One hand features the precise sculpting of pink-and-whites with perfect smile lines, while the other hand focuses less on the smile line and more on polishing skills. And with the help of makeup artist Johny Saade, hairstylist Christophe Saluzzo, stylist Karie Frost and photographer Cory Sorensen, we were able to bring these competition-worthy nails away from the judges and into the world of high fashion and sophistication.



Hairstylist

Christophe Saluzzo has created hairstyles for magazines like *Glamour* and *Vogue*, high-profile clients and celebrities.



Makeup Artist

Johny Saade creates beautiful makeup looks for magazines and ads, as well as for celebrities and red carpet events.



Nail Artist

For the second year in a row, *Nailpro* Cup winner Lynn Lammers won the opportunity to do the nails for our cover and show her amazing talent.




Creating the Cover Nails



1 Lammers began by carefully prepping the model's nails.



2 For the pink-and-white hand, Lammers used a soft white acrylic to create the moon.




3 After applying forms, Lammers sculpted an extremely thin free edge with bright white acrylic. Before the free edge set completely, she used pinching tongs to create a tight C-curve.



4 Next, Lammers applied pink acrylic to the nail bed, careful not to bring it over the white free edge (which would leave the white looking cloudy).



5 Once all 10 nails were sculpted, Lammers began the filing process. She started with a 180-grit file and worked her way up to a high-shine buffer.



6 With the pink-and-white nails shined to perfection, Lammers carefully polished the other hand in a competition-approved red lacquer.



7 The final set of competition-style nails are as thin as a credit card and have C-curves that measure 180°.



Photographer

Cory Sorensen has been a photographer for 17 years, with his work gracing the covers of magazines such as *Shape* and *Men's Fitness*.