
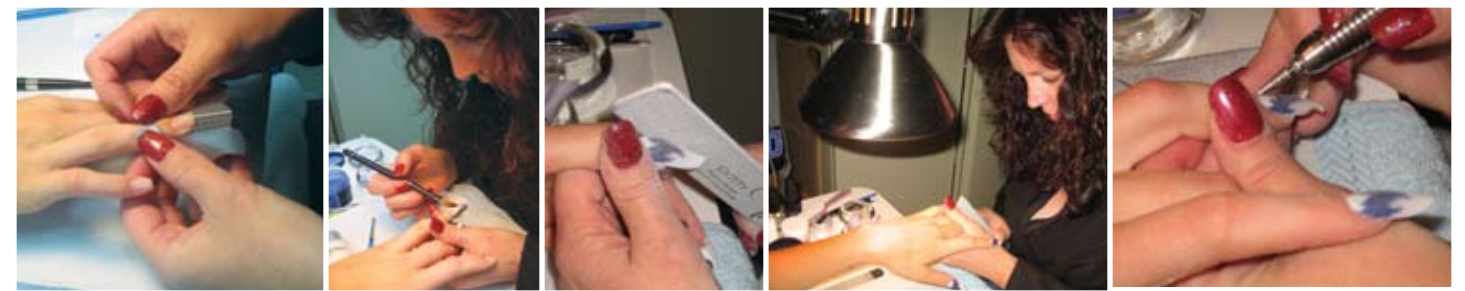





The Making of Our Cover: Icy Blue

We were very excited to invite 2008 *Nailpro* Cup winner Lynn Lammers to our studio for the December cover. After a grueling weekend of competitions in Sacramento, Lammers was tired, but her technique was in peak form, and that definitely showed with her cover nails. We presented the idea of sculpting nails with an icy appearance and then lighting the shot with a blue tone. Lammers worked at home and brought some samples with her. We decided to go with a swooping, glittery white nail, radiating with blue flames. Makeup artist Adrienne Herbert jumped at the opportunity to get creative and turned out a beautiful smoky eye and nude lips for our model. When it was time for her to get in front of the camera, David Casteel worked with different lighting techniques to get the look we wanted. He started with a deep blue background and dramatic shadows, which were awesome, but unfortunately the nails got lost. After tweaking it a bit more, he settled on lighting that made us all happy and Lammers' nails glow.



Nail Artist


2008 *Nailpro* Cup winner Lynn Lammers won the opportunity to do the nails for our cover and show off her amazing talent!




Photographer

David Casteel has worked as a photographer for 20 years. His love of the ocean inspires his work in fashion and advertising.


Creating the Cover Nails




1 Lammers began by prepping the model's nails and applying forms.



2 She then sculpted the free edge of each nail with glittery white acrylic. Using her brush, she built a curved tip (which is easier to sculpt than it is to create with a file).




3 With blue acrylic and a fine-tipped brush, Lammers created a flame-like design at the smile line. She repeatedly swiped her brush along the side of the blue acrylic to achieve crisp lines.



4 Using small beads of the white acrylic, she filled in the cuticle area.



5 Using a hand file as well as an electric file, Lammers smoothed and shaped the nails.



6 To get a high shine, she capped the nails with a gel top coat and cured them for two minutes under a UV lamp.



Hair/Makeup

Adrienne Herbert creates both beautiful, natural makeup for ad campaigns as well as dramatic looks for editorial.